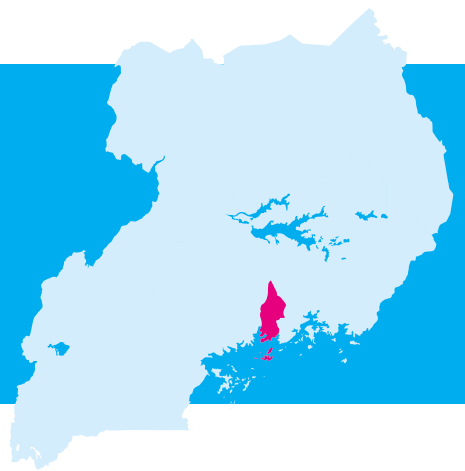


MUKONO

Family Planning Budget Analysis 2019/20

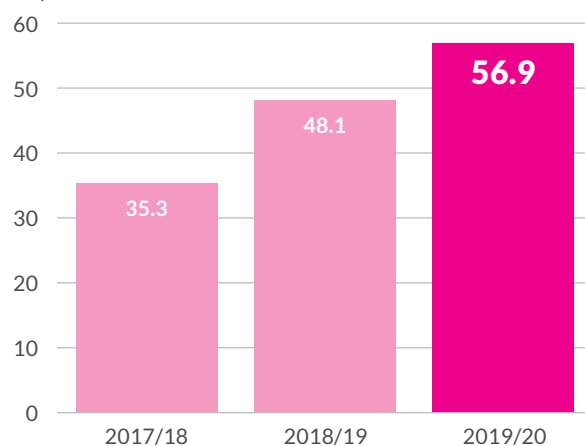


INTRODUCTION

Mukono district has for the last three years increased its budget allocation to the health sector. In the Financial Year (FY) 2019/20, family planning (FP) budget increased by **18.3 percent** from **48.1M UGX** to **56.9M UGX**. While this is a positive trend, the percentage allocation is still below 1 percent of the total Health Budget. It also reduced from **0.94 percent** in FY 2018/19 to **0.87 percent** in 2019/2020. Furthermore, it was challenging to access data on expenditures at the district to determine whether the approved budgets were spent as allocated.

BUDGET FINDINGS:

FP budget allocation
(UGX (million))



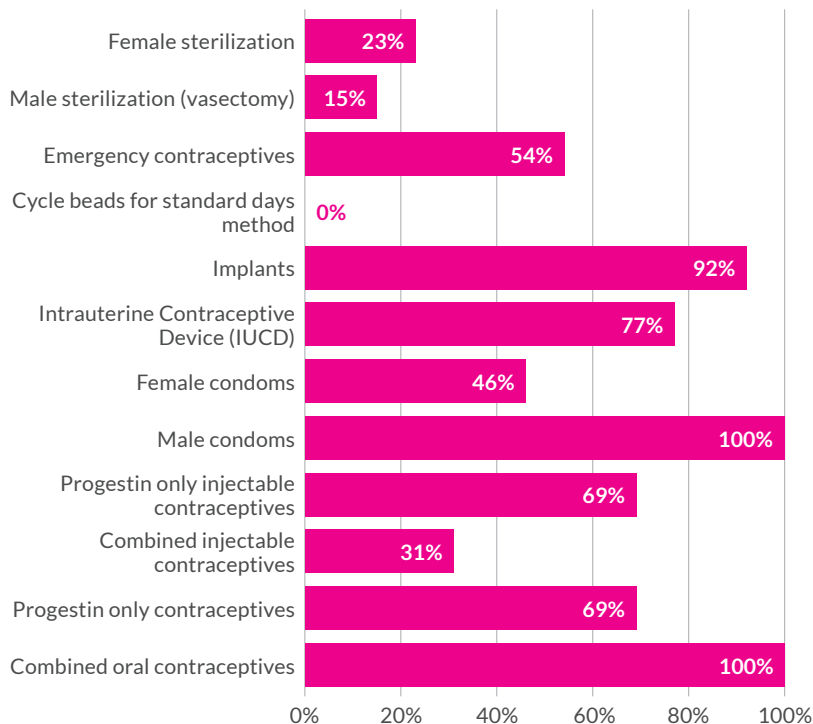
SITUATION ANALYSIS

In the 2019/2020 FP budget, 60 percent of the district budget was spent on advocacy and community mobilization, **25 percent** was spent in service delivery, while capacity building used **0.1 percent**. The budget study and analysis focused on the five components of FP commodities, advocacy and community mobilization, service delivery, capacity building and others. It is observed that, Mukono district has not developed a district costed implementation plan to support proper planning for FP.

FP Component	2017/18		2018/19		2019/20	
	Amount (m)	Percent share	Amount (m)	Percent share	Amount (m)	Percent share
Commodities	-	-	-	-	8.1	14.3%
Advocacy & community mobilization	16.5	46.6%	1.1	2.3%	34.3	60.3%
Service delivery	17.4	49.2%	28.4	59.1%	14.2	25.0%
Capacity Building	1.0	2.8%	5.2	10.8%	0.1	0.1%
Others	0.5	1.4%	13.3	27.7%	0.2	0.3%
Total	35.3	100%	48.1	100%	56.9	100%

Long-term methods are the most sustainable compared to short-term methods. It was observed that availability of implants in the accessed health facilities in Mukono were at **53.9 percent**, while intrauterine devices (IUD) were at **77 Percent**. The stock of implants stands at **31 percent** and **15 percent** for the IUD. Of the 12 contraceptive methods offered by health facilities accessed, only three methods were available throughout the year.

Availability of FP commodities at Health facility level



Challenges of FP Uptake in Health Facilities

Challenges	Percentile
Inadequate commodities/Stock outs of FP commodities	7.7
Negative attitudes (men)	7.7
Lack of knowledge on FP	7.7
Side effects	15.4
Inadequate funds	15.4
Limited staff	15.4
Inadequate space	23.1
Myths and misconception	69.2



Mukono district should develop a District Family Planning Costed Implementation Plan (DFPCIP) to act as a tool for proper planning and resource mobilisation for FP. In addition, Mukono district should invest in comprehensive sensitization programmes/campaigns targeting men since they are the main hindrance of FP uptake.

Sources

- A4HU/DSW (2019) FAMILY PLANNING IN UGANDA: Family Planning Budget and Expenditure Analysis FY 2018/2019 and 2019/2020
- DHIS2 (July 2018/December 2019), Mukono district health management information system MDLG (2019/20),
- Approved budget estimates for Mukono district local government FY 2018/19
- MDGL (2019), Mukono District annual report 2018/19
- UBOS. 2016a, The National Population and Housing Census 2014 – Main Report, Kampala, Uganda
- UBOS. 2016b, Uganda Demographic and Health Survey 2016, Kampala, Uganda

DSW/A4HU Country Office contacts

Action 4 Health Uganda, P.O Box 33900, Kampala, Uganda.
Phone: 256414200801/392002471, Fax: 256414200815
Website: www.a4hu.org


March 2020

MUKONO DISTRICT DEMOGRAPHIC



682,800

Estimated population



39%

Estimated contraceptive prevalence



16%

Teenage pregnancy



28%

Unmet need for family planning



2.6%

Population growth rate

Methodology

The study was conducted between July and November 2019. The study reviewed the district annual budgets, health sector budget and work plan, and 13 health facility budgets and work plans. Analysed were general reproductive health budget lines which include FP for FY2017/18, FY 2018/19 and FY 2019/20. Four focus group discussions (male/female) were conducted, and key informants were interviewed. The extracted FP budget data was entered and analyzed using the A4HU/DSW FP Excel tool. The report was validated by the Mukono district local government.